



Vermont State Parks


# Junior Ranger Activity Booklet



## Become a Vermont State Parks Junior Ranger

What do you need to do?

- Visit Vermont State Parks.
- Care about taking care of Vermont State Parks.
- Complete the required pages in this booklet:
  - If you are between ages 4 and 8, complete all the pages with a salamander picture at the top and you will become a Salamander Level Junior Ranger. 
  - If you are age 9 years or older, complete all the pages with a Beaver picture at the top and you will become a Beaver Level Junior Ranger. 
- Bring your completed booklet to park staff in any Vermont State Park.
- Take the Junior Ranger pledge.



## Help a Ranger

Directions: Read these questions and circle the best answer listed below.

- 1) You notice someone carving initials in the wall of a lean-to. Is this:
  - A) A special way to commemorate a camping trip.
  - B) Graffiti that will damage the lean-to and make it look yucky.
- 2) You see a beautiful flower on the side of a trail in a state park. So you:
  - A) Pick it to take it with you and share with others.
  - B) Take a picture of it to share with others.
  - C) Remember where it is so you can take people to that spot and share it.
  - D) Stomp on it with your foot.
- 3) Before you go on a hike, you need to pack: (select all that apply)
  - A) Healthy snacks
  - B) Water
  - C) A bowling ball
  - D) Extra layers of clothing

---

Take Action: help your favorite park by doing a service project. What did you do?

---

Park Staff Signature

---

Date



# Know Your Parks

Which park is it? See if you can guess from these clues! Fill in the blanks below using names from the name bank at the bottom of the page (or cover up the name bank if you want a bigger challenge):

1) Vermont's first state park: \_ \_ \_ \_ \_

2) Park named for the spouse of a Revolutionary War hero:  
\_ \_ \_ \_ \_

3) The smallest of Vermont's island parks:  
\_ \_ \_ \_ \_

4) Vermont's "presidential" park:  
\_ \_ \_ \_ \_

5) The only state park with sand dunes:  
\_ \_ \_ \_ \_

6) State park famous for hang gliding:  
\_ \_ \_ \_ \_

7) This park is the closest to Canada:  
\_ \_ \_ \_ \_

8) The only state park named after an animal:  
\_ \_ \_ \_ \_

9) This mountain park was disassembled, moved and reopened in 2002:  
\_ \_ \_ \_ \_

10) The highest elevation state park campground:  
\_ \_ \_ \_ \_

**State park name bank:**

- |                |                  |
|----------------|------------------|
| Woodford       | Mt. Philo        |
| Alburgh Dunes  | Molly Stark      |
| Mount Ascutney | Smugglers' Notch |
| Lake Carmi     | Big Deer         |
| Woods Island   | Coolidge         |



# So you think you know

## Vermont?

How well do you know the Green Mountain State? Test your knowledge by circling the best answer to these Vermont questions:

1) Ethan Allen (1738-1789) was the leader of which Vermont group:

- A) The Minutemen Militia    C) Friends of Vermont State Parks  
B) Breadloaf Writers Guild    D) Green Mountain Boys

2) The tallest mountain in Vermont is:

- A) Mount Mansfield    B) Jay Peak  
C) Camel's Hump    D) Killington

3) Vermont's Mountain Ranges: (choose two)

- A) Taconic Mountains    B) Mahoosuc Mountains  
C) White Mountains    D) Green Mountains

4) Vermont's state flower is the:

- A) Painted Trillium    B) Purple Lilac  
C) Pink Lady Slipper    D) Red Clover

5) Vermont's state bird is the:

- A) Hermit Thrush    B) Pied Billed Grebe  
C) American Robin    D) Bald Eagle

6) Vermont comes from the French words Verde Monte, meaning:

- A) Rolling Hills    B) Endless Mountains  
C) Green Mountains    D) Land of Dreams

7) Vermont was the \_\_ state to join the Union:

- A) 5th    B) 14th    C) 13th    D) 21st



## Favorites

Draw a picture or write a story or poem about your favorite state park and what it means to you:



## Nature Notes


Observing nature requires using all of your senses. List the five senses you will need to use:

Find a spot in your favorite place, away from people to sit and observe silently. A good place to choose is a stump to sit on, or tall grass to sit in, or on a rock wall at the edge of a forest. The longer you sit, the more you will observe. List, describe or draw the things that you observed with each of your senses:

What was this experience like for you?



# Puzzled Over Vermont State Parks



### Across:

1. State park with a peat bog State Natural Area
7. State park with an old growth forest National Natural Landmark
8. First state park in Vermont
9. Vermont state tree
10. Biggest lake in Vermont

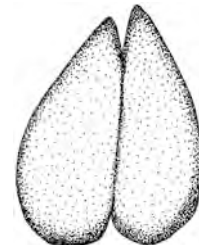
### Down:

2. Vermont's highest peak
3. Vermont state flower
4. State park where the historical site it is named after is under water
5. Vermont state bird
6. Number of U.S. presidents born in Vermont



# State Park Safari

Draw a line connecting the animal to the track it left behind. (Please note that tracks are not to scale.)



# Terrific Trees



Head outside and choose a tree to investigate closely. Answer the following questions about the tree you chose:

What shape is the trunk? Is it tall and straight, or another shape? Is there one trunk or several trunks?

What color is the tree's bark? How does it feel? How does it look?

What do the leaves look like? How are they shaped? What color are they?

Are there any seeds, flowers, fruits, nuts or cones on the tree?

What signs of animals do you see on the tree?

Draw a picture of your tree below:

# Vermont State Parks

## In All Seasons



Parks are fun to visit in all seasons: summer, fall, winter and spring. Below is a list of activities that people can enjoy in Vermont State Parks. On the blank line, list the correct seasons that the activity can be enjoyed. Some activities will have one season and some will have more than one. Then, check off the activities that you have done yourself.

List seasons:

Check if you have done this

- |       |                           |                          |
|-------|---------------------------|--------------------------|
| _____ | Swimming                  | <input type="checkbox"/> |
| _____ | Hiking                    | <input type="checkbox"/> |
| _____ | Snowshoeing               | <input type="checkbox"/> |
| _____ | Leaf peeping              | <input type="checkbox"/> |
| _____ | Ice fishing               | <input type="checkbox"/> |
| _____ | Fly fishing               | <input type="checkbox"/> |
| _____ | Canoeing                  | <input type="checkbox"/> |
| _____ | Kayaking                  | <input type="checkbox"/> |
| _____ | Sledding                  | <input type="checkbox"/> |
| _____ | Skiing                    | <input type="checkbox"/> |
| _____ | Hunting                   | <input type="checkbox"/> |
| _____ | Searching for wildflowers | <input type="checkbox"/> |
| _____ | Bird watching             | <input type="checkbox"/> |
| _____ | Sailing                   | <input type="checkbox"/> |
| _____ | Ice skating               | <input type="checkbox"/> |
| _____ | Puddle jumping            | <input type="checkbox"/> |
| _____ | Camping                   | <input type="checkbox"/> |

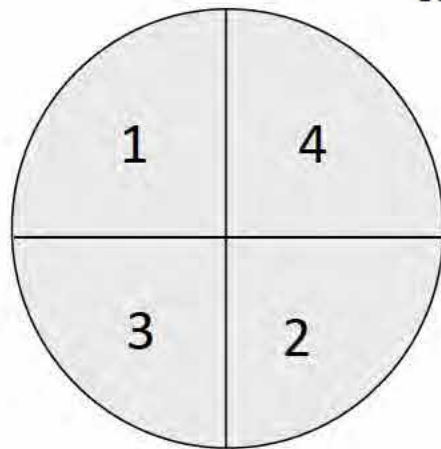
What other activities do you like to do in state parks?



# To Build A Fire



It's going to be a chilly night! Mr. and Mrs. Jones need to build a campfire. Help them find the right firewood before it gets dark.



**Spinner**

**How to play:** You need 1 or 2 people to play this game. Find a small, straight twig to use on the spinner and use pebbles as game pieces. First person to find the right firewood wins!

<p><b>Start here</b></p>	<p>You report an Emerald Ash Borer insect pest to the Park Ranger. Move ahead 3 spaces.</p>	<p>Firewood the Jones brought from home (over 50 miles away). Back 4 spaces.</p>	<p>Emerald Ash Borers leave D-shaped exit holes in wood. You just found a D-shaped exit hole. Back 2 spaces.</p>
	<p>Yummy! Move up 1 space.</p>	<p>Woodpeckers help us find Emerald Ash Borers. Move ahead 2 spaces.</p>	<p>Hurry! The sun is setting. Move ahead 1 space.</p>
		<p>The tent blows down. Back 1 space.</p>	<p>Emerald Ash Borers only attack ash trees. You just found a dying ash tree. Back 5 spaces.</p>
	<p>Oh no! Firewood from a place infested with Emerald Ash Borers! Go back to the start.</p>	<p>Hurray! You've found firewood for sale near the state park! Good job!</p>	

Here's a picture of the toasty fire Mr. and Mrs. Jones are enjoying with the firewood you found! Protect Vermont trees by buying your firewood where you burn it.

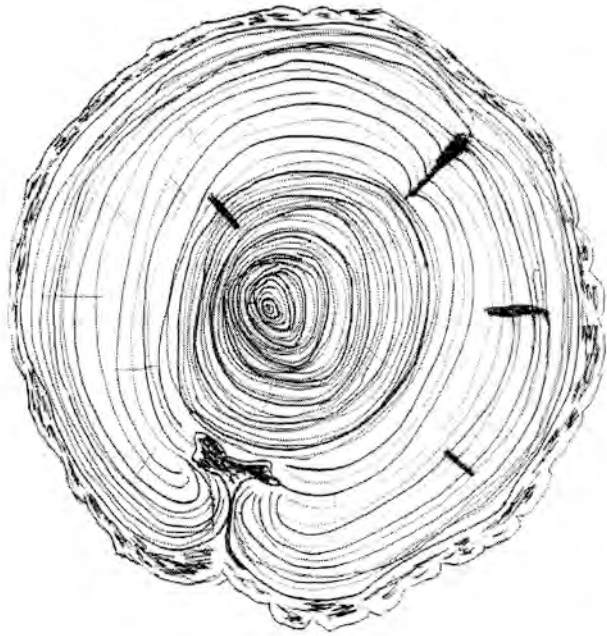


# Dendrochronology

Dendro = the study of trees

Chronology = time

Dendrochronology = "The study of tree time."



You can study tree time by looking at a tree slice like this one from a sugar maple. Every year that a tree grows, it grows one ring. Can you count the rings on this maple tree and tell how old it is? \_\_\_\_\_ years. Color the bark layer. This is the outside protective layer for the tree—it keeps insects and dust out and tree juices in. Notice how some rings are larger than others. Why do you think some rings are smaller and closer together?

What makes a tree grow slower or faster?

Circle the elongated holes—these are tap holes from the time when this tree was tapped for sap that was boiled down into maple syrup. How old was this tree when it was first tapped? \_\_\_\_\_ years

Circle the wound in the tree. What do you think caused this large wound?



# The CCC in Vermont State Parks

The CCC, or Civilian Conservation Corps, was a work program for young men during the Great Depression in the 1930's. All across the US, men without jobs joined the CCC and built state park facilities. In Vermont more than 40,000 men helped build 22 state parks. They built entire campgrounds, picnic shelters, buildings, fireplaces and roads. Solve the puzzles below to learn some of the Vermont State Parks built with help from the CCC.



— wich + Bar =



—S— bus +



— Br =



+



=



— Cl + G + Ford +



=





# State Park Memories

What is your very favorite state park memory? Why?



# Habitats:

## What Animals Need

Unscramble each of the clue words. Copy the letters in the numbered cells to other cells with the same number.

TOFRES

--	--	--	--	--	--	--	--

10

RYPE

--	--	--	--	--

12

WATRE

--	--	--	--	--	--

7

VERHIBROE

--	--	--	--	--	--	--	--	--	--

4

TLAL SARSESG

--	--	--	--	--

8

--	--	--	--	--	--	--	--	--	--

TOIDIREETVR

--	--	--	--	--	--	--	--	--	--	--	--

9

SAEREVGCN

--	--	--	--	--	--	--	--	--	--	--

6

NOOIMVRE

--	--	--	--	--	--	--	--	--	--

3

SATEMRS

--	--	--	--	--	--	--	--

1

GDREURUONND

--	--	--	--	--	--	--	--	--	--	--	--

2

PEDORRAT

--	--	--	--	--	--	--	--	--	--

11

CTXENTI

--	--	--	--	--	--	--	--

5

--	--	--	--	--	--	--	--	--	--

1 2 3 4 5 6 7 8

--	--

9 10

--	--	--	--

11 12



# Scavenger Hunt

In the great outdoors there are tiny things many people pass by and never appreciate. You will need your eagle eye to find these, but will gain a greater appreciation of the state parks! You can write them down, draw them or take a picture of what you found.

Find the following:

two different types of leaves

three brown things

something crunchy

two pieces of litter

something old

two green things


something fuzzy

two rough things



# Tree and Leaf ID

Match the picture of the leaf with the name:



Striped Maple

Green Ash



White Pine

Sugar Maple


Hemlock



Yellow Birch

American Beech

Black Cherry



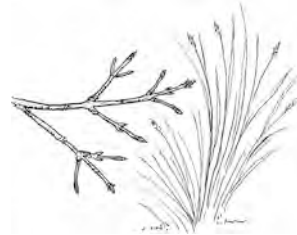

American Basswood

Northern Red Oak



# I'm Hungry!

Match the animal to the type of food it eats:



# Leaves

This is what a sugar maple leaf looks like. Sugar maple is the Vermont state tree, and it is the most common tree found in Vermont!



Help summer arrive! Draw some sugar maple leaves on this bare branch:





103 South Main Street, 10 South  
Waterbury, VT 05671-0603  
802-241-3655  
www.vtstateparks.com

This document available upon request in  
large print, Braille, and audio format.  
VT TDD Relay 1-800-253-0191  
Printed on recycled paper  
RRP 02/2011

#### **Art Credits**

Ashley Brisson  
Pages 9 (tracks), 19 (except maple leaf)

Jeannie Sargent  
Pages 9 (animals), 15

Libby Walker Davidson  
Maple leaf on page 19, pages 20, 21  
and activity level key salamander and beaver

“To Build A Fire” Activity courtesy of Maryland Dept. of Agriculture

## **Junior Ranger Pledge**

**I, \_\_\_\_\_, solemnly pledge to be a faithful Junior Ranger; to take care of Vermont State Parks; to be a good steward of Vermont’s natural resources by being a respectful park visitor and by following all state park rules. I promise to be a good role model for other park visitors by setting this example.**

# Junior Ranger Certificate

**THIS CERTIFICATE IS  
AWARDED TO:**

\_\_\_\_\_

For completing the Junior Ranger Program

Junior Ranger Pledge: I solemnly pledge to be a faithful Junior Ranger; to take care of Vermont State Parks; to be a good steward of Vermont's natural resources by being a respectful park visitor and by following all state park rules. I promise to be a good role model for other park visitors by setting this example.

\_\_\_\_\_

**Vermont State Park Staff Signature**

**Date**



\_\_\_\_\_ is a certified  
Vermont State Parks  
**Junior Ranger**



completed at \_\_\_\_\_ State Park

on \_\_\_\_\_, 20\_\_

signed: \_\_\_\_\_